




INTEGRAL SECURITY SOLUTIONS... SECURITY AND SAFETY FOR YOUR STORE ENTRANCE



● Customers experience a pleasant, greeter's voice upon entrance (optional)

● Locks automatically when individuals try to exit through your store entrance

● Provides audible and visual alerts to notify staff

● **Integrated railing system:**
Thieves hand-off unpaid merchandise through your un-protected entrance, the optional integrated railing system adds another deterrent to shoplifters. Keep your in-store traffic away from potential accomplices on the outside.

● **Compact design** frees up valuable retail selling space

SG-2000-R-T

Sheriff double arm security gate (right) with integrated railing system option



Contact us for an on-site evaluation:
Call us or send us a digital image of your establishment's entrance, taken from the inside looking out. We'll provide you with an on-site evaluation and a quotation



3359 Griffith
St, Saint-Laurent
Quebec, H4T 1W5

T (514) 738-7715
T (866) 940-GATE (4283)
F (514) 738-7913
info@integraltech.ca

www.integraltech.ca

THE SHERIFF security gates and railing systems, a new standard in retail security. Now easy access for your customers, while at the same time preventing retail theft and product loss.



THE SHERIFF DOUBLE-ARM GATE SYSTEM: A NEW STANDARD IN RETAIL SECURITY

DO YOU KNOW HOW MUCH MERCHANDISE YOU'VE LOST THIS YEAR TO ORGANIZED RETAIL CRIME?

- Fact:** Professional shoplifters, retail crime rings and petty thieves; they're all targeting your stores
- Fact:** Thieves are exiting through your un-protected entrance with unpaid merchandise
- Fact:** You have limited manpower and resources to supervise the store entrance
- Fact:** Your competition's entrance is protected and yours is NOT...now you become the target

NOW, THERE'S A NEW SHERIFF IN TOWN!

Integral's "SHERIFF" is the new industry standard in entrance security. This double-arm security gate system is designed to allow "incoming" customer traffic only. It reduces the need for security guards and lets your employees focus on selling your products.

Engineered to withstand the rigors of high-traffic applications, Integral security gates and integrated railing systems differ from ordinary turnstiles:

- Compact footprint saves valuable store "real estate" by reducing the amount of floor space devoted to bulky, outdated turnstiles
- They allow wheelchair, electric cart and baby carriage access through a single entrance lane, unlike traditional turnstiles that prevent non-ambulatory customers from entering the store
- They feature a pleasant, customizable greeter voice track when consumers enter the store (optional)
- Built-in system intelligence (with manager override), blocks all attempts to exit through the entrance
- Durable stainless steel construction is easy to maintain



SG-2000-D-T



Sheriff double arm security gate system (left and right) with integrated railing system option

NOT JUST A GATE BUT A VIRTUAL ELECTRONIC SECURITY GUARD

The Sheriff permits entrance into the store normally, but, when a shoplifter attempts to exit the store through the entrance gate, it automatically springs into action, providing audible and visual alerts and locking automatically. Here's how :

- Both arms of the gate are instantly locked
- An audible recorded voice-track tells the offender to turn around
- A flashing red light (attached to the security gate) is activated, serving as a visual alarm to alert the staff
- Each arm is equipped with a ratchet so that when the alarm is activated the gate will not only lock into position but will continue to tighten with each subsequent push and pull.

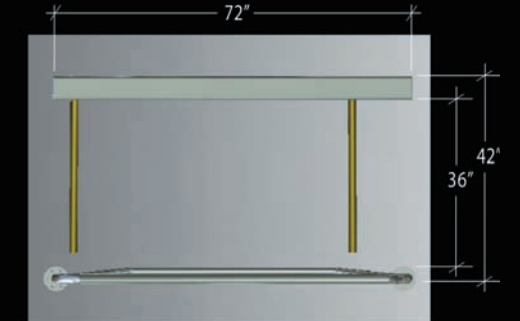
THE SHERIFF:

- Sized to accommodate medium or big-box retail stores
- Easily integrated for pivoting and sliding door entrance configurations
- Secures entrance, alleviating the need for a security guard and freeing up employees to focus on other store operational duties
- Management mode permits controlled exit by authorized staff




Specifications:

- 56" corral
- 110 VAC 15 amp circuit
- Maximum holding force: 180 pounds at 18 inches
- Stainless steel exterior
- Highly resistant powder-coated steel interior
- CSA approved
- Dry contacts to receive fire panel signal
- Horizontal bars at 32" from floor make it ideal to accommodate most grocery carriages (verification suggested)



Patent Pending

SG-2000-D



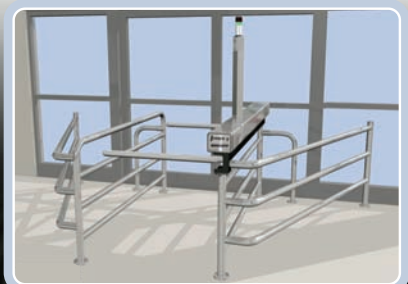
Sheriff double arm security gate system (left and right)

SG-2000-L-T



Sheriff double arm security gate (left) with integrated railing system option

SG-2000-R-T




Sheriff double arm security gate (right) with integrated railing system option

SG-2000-R



Sheriff double arm security gate (right)

SG-2000-L



Sheriff double arm security gate (left)